



College of
Policing


Leadership
Standards
Performance

college.police.uk

National investigators' examination

Results and analysis overview

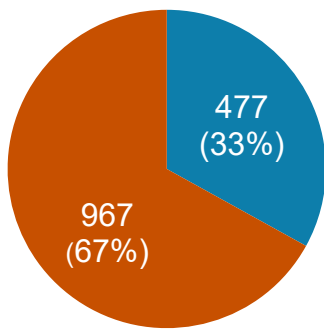
June 2026



Results

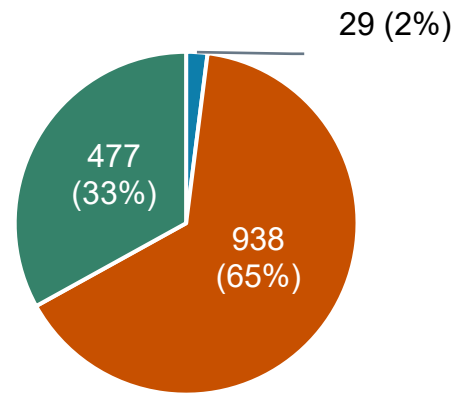
The results were fully analysed and an absolute cut score of 55.7% was applied to all candidates. Candidates who scored 85.7% or above were awarded an exceptional grade. This generated the following success rates.

Overall success rate



■ Unsuccessful ■ Successful

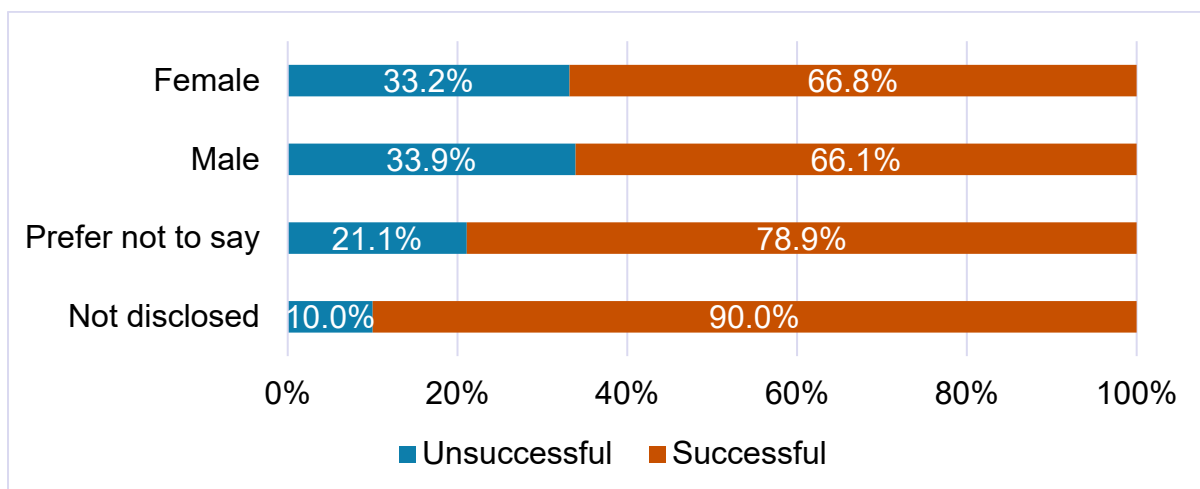
Success rate by performance band



■ Exceptional ■ Pass ■ Fail

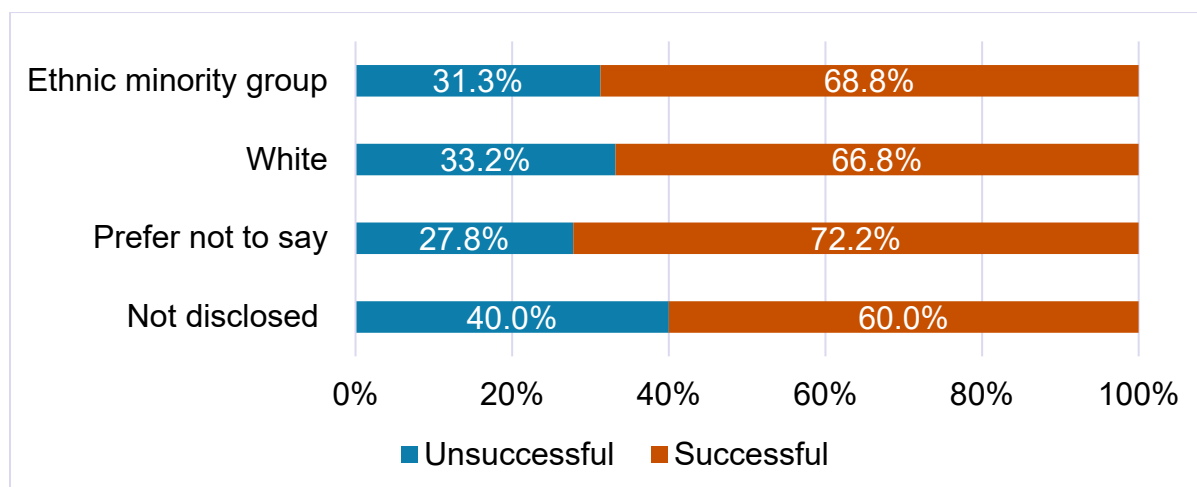
Sex

There were 744 female candidates and 661 male candidates. 20 candidates preferred not to reveal and 19 chose to not disclose their sex. This generated the following success rates.



Ethnicity

There were 1,192 white candidates and 176 candidates from an ethnic minority background. 36 candidates responded 'Prefer not to say' and 40 chose to not disclose their ethnicity. This generated the following success rates.



Force

The table below provides the pass rate for each force that nominated candidates.

	Number of candidates attended	Number of successful candidates	Success rate (%)
Avon and Somerset Police	16	11	68.8%
Bedfordshire Police	11	5	45.5%
British Transport Police	█	█	85.0%
Cambridgeshire Constabulary	█	█	73.3%
Cheshire Constabulary	29	24	82.8%
City of London Police	█	█	100.0%
Cleveland Police	17	9	52.9%
Cumbria Constabulary	█	█	58.3%
Defence Serious Crime Command	█	█	87.5%
Derbyshire Constabulary	36	26	72.2%
Devon and Cornwall Police	37	27	73.0%
Dorset Police	█	█	63.6%

Durham	████	████	77.8%
Dyfed-Powys Police	████	████	88.9%
Essex Police	19	10	52.6%
Gloucestershire Constabulary	████	████	57.1%
Greater Manchester Police	49	32	65.3%
Guernsey Police	████	████	100.0%
Gwent Police	████	████	78.6%
Hampshire Constabulary	42	31	73.8%
Hertfordshire Constabulary	29	17	58.6%
Humberside Police	34	17	50.0%
Kent Police	28	19	67.9%
Lancashire Constabulary	████	████	66.7%
Leicestershire Police	████	████	83.3%
Lincolnshire Police	15	9	60.0%
Merseyside Police	53	36	67.9%
Metropolitan Police Service	223	115	51.6%
Norfolk Constabulary	████	████	75.0%
North Wales Police	████	████	71.4%
North Yorkshire Police	████	████	70.0%
Northamptonshire Police	████	████	44.4%
Northumbria Police	21	15	71.4%
Nottinghamshire Police	████	████	75.0%
Police Now	148	127	85.8%
South Wales Police	████	████	78.6%
South Yorkshire Police	████	████	66.7%
Staffordshire Police	13	5	38.5%
Suffolk Constabulary	████	████	25.0%
Surrey Police	42	29	69.0%
Sussex Police	31	20	64.5%
Thames Valley Police	53	40	75.5%

Warwickshire Police	█	█	60.0%
West Mercia Police	16	10	62.5%
West Midlands Police	193	120	62.2%
West Yorkshire Police	62	44	71.0%
Wiltshire Police	█	█	57.1%
Total	1,444	967	67.0%

Please note that where candidate numbers are low, these have been removed to ensure that no candidates can be personally identified from this data. Low figures in terms of pass or fail rates could, when paired with other information in the public domain, result in the identification of individuals. To avoid this, we will not release information where identification could result. We are unable to confirm the threshold used to redact data, as this in itself may allow calculations to be made from other information released in the public domain.

Comparison between force pass rates should be done with caution, due to the differences in the number of candidates taking the examination per force.

About the College

We're the professional body for the police service in England and Wales.

Working together with everyone in policing, we share the skills and knowledge officers and staff need to prevent crime and keep people safe.

We set the standards in policing to build and preserve public trust and we help those in policing develop the expertise needed to meet the demands of today and prepare for the challenges of the future.

college.police.uk